

flexera

Survival Guide to

THE HIDDEN CLOUDVERSE

Decode the chaos. Command your cloud.

All clouds hide something.

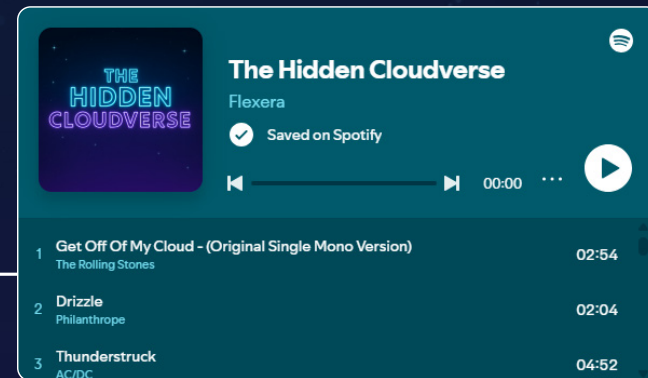
What's hiding in yours?



Talk to a Cloudverse Navigator

Listen while you read: The Hidden Cloudverse™ playlist

Start in **chaos**, move to **momentum**,
land in **clear focus**—it mirrors the
journey you're about to make.



PROLOGUE

The origin of the Hidden Cloudverse™

Cloud computing began as a dream: infinite scale, instant innovation and no hardware limits. Just imagine spinning up what you need when you need it—and building faster than ever.

Alas, the dream splintered.

As teams spun up resources in minutes, SaaS multiplied unchecked and finance chased spreadsheets run amok. Visibility fractured, costs blurred and accountability scattered.

This is the Hidden Cloudverse:

The disconnected layer of your technology ecosystem where incomplete data, duplicate tools and invisible risk make it impossible to get a single, reliable picture. It's what keeps leaders from knowing what they have, what it's costing them—and where the risks are hiding.

The very freedom that fueled innovation has now fueled chaos.

That chaos has a name.

MEET
Drizzle

Agent of Chaos

He hides in every untagged account, every tracking spreadsheet, every forgotten SaaS renewal. He's why your cloud costs don't match your reports, and why no one's sure which version of the truth is real.

His motto? "If you can't see me, you can't stop me."

Drizzle thrives unchecked—until Flexera steps in to stop him.



MEET
Flash

Spark of Revelation

Flash illuminates the technology landscape and reveals what others may miss. Her light reaches across the clouds, on-premises, in data centers, containers and beyond. With her around, there are no IT shadows to hide in, nothing is wasted and no risky business is tolerated.

She shines the light on the path to complete tech spend optimization—and helps you get there. Flash is SaaSy and speaks fluent "AI."

MEET
Nimbus

Sage of Technology Intelligence

Nimbus connects the dots. He makes sense of technology data and fills in the missing pieces. The wisdom he imbues allows his followers to see what others cannot and forge ahead with confidence where others fear to tread—with and without AI.

Nimbus gives confidence to all who cross his path. The most challenging and worthy pursuits—from sustainability to agentic AI to regulatory compliance—are possible with his sage insights.

His mantra? "See the whole story, not just the stats."



Flash reveals it. Nimbus makes sense of it. And Drizzle? He's still out there—but with Flexera, he doesn't stand a chance.

FIELD GLOSSARY:

Terms for navigating the Hidden Cloudverse™

The Hidden Cloudverse™ (n): The disconnected layer of that ecosystem—where unoptimized workloads, out-of-control AI adoption, siloed systems and invisible risk make it impossible to get a single, reliable picture of your technology. It's what keeps leaders from knowing what they really have, what it's costing them and where the risks are hiding

The Cloudverse (n): The complete ecosystem of technology; total environment for everything running across your cloud compute, AI, data clouds, software, SaaS and hybrid systems

Flexera One (n): The platform that connects the pieces of the Hidden Cloudverse to provide complete insights for the tech you buy and the tech you build

Visibility gap (n): The space between what you think you can see and what's actually happening across your environment. Drizzle's favorite hiding spot and the type of space Flash loves to light up

Cloud confidence (n): The rare state of knowing—not guessing—where your spend, risk and opportunity live and what to do about it; the impact of mastering the Hidden Cloudverse with Flexera

Trusted data (n): Clean, consistent and reliable information that gives you one clear view of your technology across cloud, SaaS and on-premises assets. Powered by Flexera's data engine and guided by Nimbus, the Sage of Technology Intelligence

Visibility debt (n): The hidden cost and risk of disconnected tools and blind spots. See visibility gap

Technopedia (n): A living catalog with over a billion data points and 100,000 updates monthly; this comprehensive resource contains detailed information on cloud, SaaS, hardware and software. See trusted data

CHAPTER 1

What's really hiding in your cloud

Ask yourself:

- Do you have complete visibility into everything running across your clouds, SaaS and hybrid systems—right now?
- When something changes, who actually owns it? And who can take action?
- Do you trust your data when making cost, compliance or risk decisions?
- How long would it take to uncover every shadow application or forgotten account?
- Could you prove audit readiness today—with confidence?



Explorer tip

Every unchecked box is an opportunity. The explorers who see their entire Cloudverse don't just reduce costs. They reclaim control, reduce risk and make cloud innovation sustainable.

If even one answer makes you hesitate, you're not alone. Most organizations can't see the full picture. It's not because they aren't trying, but because visibility and ownership are fractured across too many tools, teams and technologies. Learn how Flexera can help.

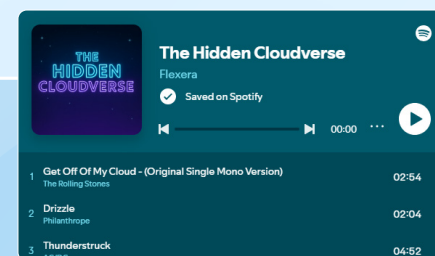


Talk to a Cloudverse Navigator

Hidden Cloudverse™ playlist—listen while you read

Drizzle → Flash → Nimbus: Start in chaos, move to action, finish in clarity

Play now →



Forces of the Hidden Cloudverse



Drizzle

Agent of Chaos

Origin story: Born from the swirling remnants of ancient snowstorms, Drizzle is the unpredictable force that rolls in when data goes unchecked.

Power: Thrives on duplication, shadow IT and multi-cloud confusion. Between clouds, where ownership gets foggy, he multiplies wasted spend faster than you can say “budget variance.”

Personality: Mischievous, sarcastic and far too pleased with himself; he’s a grumpy cloud with surprising charm. The kind of chaos you almost root for... until your costs spike.

Mantra: “Why make sense when you can make a mess?”

Role in the Cloudverse: Drizzle is the storm Flash cuts through and Nimbus decodes. Without his chaos, there’d be no clarity to celebrate or victories to win.



Flash

Spark of Revelation

Origin story: Born from the first surge that cut through Drizzle’s chaos, Flash illuminates what others miss. Her light reaches across clouds, on-premises, data centers and containers, revealing the truth in every corner of IT.

Power: Exposes hidden waste, shadow spend and risk across every layer of the tech stack—from compute to container to commitment.

Personality: Bold, witty and a little SaaSy. Fluent in “AI,” fueled by caffeine and curiosity, she thrives on turning complexity into clarity.

Mantra: “See it, save it, solve it—and resolve it.”

Role in the Cloudverse: Flash shines the way to complete tech spend optimization, helping teams uncover hidden costs, reduce waste and move fast with confidence.



Nimbus

Sage of Technology Intelligence

Origin story: Formed from star constellations, Nimbus connects every fragment of data into a clear constellation of truth.

Power: Transforms information into understanding, bringing governance, context and foresight to every decision.

Personality: Calm, precise and quietly brilliant, he’s the one who listens more than he speaks—but when he does, everyone takes notes.

Mantra: “Artificial intelligence needs real intelligence.”

Role in the Cloudverse: Nimbus gives meaning to the data Flash reveals, helping teams understand the why behind what they see. His insights make progress possible, from sustainability and compliance to the frontier of agentic AI.

CHAPTER 2

Field tactics: Spot the signs of Drizzle



Every explorer who's spent time in the Cloudverse learns the same truth: Chaos doesn't announce itself—it creeps in. Here's how to recognize the early warning signs before it grows strong enough to ground your mission.

1. You're drowning in dashboards

Every team—whether it's finance, DevOps, security, SaaS ops or another—has its own view into your organization's reality. None of them match. If it takes five different logins to answer one budget question, Drizzle's already fogging the glass.

What it means: Visibility is fragmented. Everyone's busy; no one's aligned.

2. Your bills tell stories your data can't

Cloud spend spikes, but no one can explain why. Shadow SaaS renewals appear out of nowhere. You chase numbers instead of insights.

What it means: You're measuring usage, not value.

3. You have “ghosts in the machine”

Idle instances, test environments and forgotten containers are all



Explorer tip

None of these are failures. They're signs that your environment has outgrown its old tools and manual processes. If you're constantly reconciling, explaining or defending your data, it's time to recalibrate.

quietly running up costs. These building blocks of shadow IT don't look scary until they're on your next invoice.

What it means: Ownership is unclear, automation's asleep and waste is multiplying.

4. Disconnected fixes

Point tools claim to solve everything, and you'll need all of them—one for SaaS, one for cloud, one for license management...right? Each helps a little, but they never capture a complete picture of your technology environment. Something always goes unseen.

What it means: You're optimizing silos, not systems.

5. AI feels like guesswork

You've got big plans for generative AI, but the data feeding it is inconsistent or incomplete.

What it means: Data integrity is the limiting factor for every future-facing initiative.

Ready to see the whole Cloudverse? Connect with a Cloudverse Navigator—Flexera can help you reclaim control.



Talk to a Cloudverse Navigator

CHAPTER 3

Real explorers with real results

Every explorer leaves a trail of evidence. In the Hidden Cloudverse, that evidence shines like stars.

These organizations faced the same challenges most do: fractured visibility, runaway costs and risks hiding in plain sight. By traversing the Hidden Cloudverse with Flexera, they've significantly increased savings, efficiency and control.



Delivered **£75M** in savings and avoidance over five years and achieved **100%** audit risk mitigation across two IBM audits



Avoided **\$23M** in software and cloud costs and reached **95% IT asset visibility**—gaining full control across a complex hybrid environment”



Saved **\$10M** annually by running containerized workloads on Spot Ocean—Flexera’s container optimization solution—turning automation into efficiency without slowing developers down

Transmission logs from the field

(Sourced from the [Flexera Research Library](#))

“With Flexera, we’ve seen considerable improvement in cost efficiency, audit readiness and IT visibility by optimizing software licenses and streamlining cloud spend.”

— Director, enterprise bank customer

“Flexera has given us complete visibility and control across SaaS, cloud and on-premises environments.”

— Senior analyst, global enterprise customer

CHAPTER 4

Proven leadership in the Cloudverse

Every explorer needs a trusted map drawn from experience, not guesswork.

Independent “cartographers” (a.k.a. industry analysts) have traced the outlines of technology intelligence. Across those constellations, Flexera’s stars burn brightest.

We’ve been recognized by the world’s leading analyst firms, including being the **only** vendor recognized as a Leader in both the 2025 Gartner® Magic Quadrant™ for Cloud Financial Management Tools and the 2025 Gartner® Magic Quadrant™ for SaaS Management Platforms.

Whether you’re tracking SaaS sprawl, taming cloud costs or navigating audits, you’re not walking into the unknown—you’re following a proven route.

Armed with this knowledge, you’re ready to chart your own path through the Cloudverse.

Gartner® Magic Quadrant™ for Cloud Financial Management Tools



“Gartner® Magic Quadrant™ for Cloud Financial Management Tools” by analysts Dennis Smith, Marco Meinardi, Ken Rothenberger and Ang Troy, 15 September 2025.

Gartner® Magic Quadrant™ for SaaS Management Platforms



“Gartner® Magic Quadrant™ for SaaS Management Platforms” by analysts Tom Cipolla, Dan Wilson, 30 July 2025.

CHAPTER 5


The explorer's toolkit

Every great explorer needs the right gear. These tools help you benchmark your environment, assess maturity and uncover what's hiding in your own Cloudverse.



Flexera 2025 State of the Cloud Report

Get the latest cloud trends, benchmarks and best practices for FinOps and IT leaders



Cloud Maturity Assessment

Measure your organization's readiness for true cloud governance and optimization



Flexera Resource Hub

Field-tested guidance, customer stories and expert insights to help you master SaaS, ITAM and cloud complexity

Ready to beat cloud chaos?

Your Cloudverse holds more value than you think.

And it's all within your grasp.



CHAPTER 6

Your Cloudverse plan of action

Visibility lens

(Flexera One Cloud Cost Optimization)

What it does: Gives you multi-cloud visibility of spend, cost allocations and budgets

Outcome: See your full terrain

Optimization compass

(Flexera One Cloud Commitment Management, Ocean for container optimization, Elastigroup for virtual machine optimization)

What it does: AI-powered insights and automation to achieve up to 55% effective savings rate off pay-as-you-go cloud

Outcome: Act fast, save smart

License ledger

(Flexera One ITAM, SaaS Management, Cloud License Management)

What it does: Unifies license management across SaaS vendors and infrastructure

Outcome: Stronger vendor negotiating position

SaaS and AI detector

(Flexera One SaaS Management)

What it does: Optimize and consolidate SaaS and AI applications

Outcome: Reduce spend and risk

Foresight scope

(Flexera One Cloud Cost Optimization, Cloud License Management, Cloud Commitment Management)

What it does: AI spend forecasts, anomaly detection and benchmarks to predict future spend

Outcome: Plan ahead with confidence



Value takeaway

You can't master the Cloudverse without a plan—and Flexera equips you for the full journey.

FIELD NOTE

Seeing the whole Cloudverse vs. chasing fragments

Most tools see only *one* corner of your universe.



A cloud cost platform tracks usage



A SaaS tool counts subscriptions



An ITAM solution manages licenses

Flexera shows your *full* universe

Unify cloud, SaaS and on-prem in one view—no point tools showing fragments.

Flexera connects the constellations

Our platform modules work together through a shared intelligence layer built on billions of data points from [Technopedia®](#), Flexera's global intelligence engine that unifies technology data across every cloud, SaaS application and system.

As a result, spend connects to usage, risk connects to ownership and decisions connect to outcomes.

Your next expedition

The next step is finding your guide. Your Cloudverse isn't meant to stay hidden.

Let Flexera help you discover what's there—and what's next.

Get a tailored assessment from a Cloudverse Navigator and see where clarity, control and savings are waiting for you.

Ready to chart your course?



[Talk to a Cloudverse Navigator](#)

Every cloud is hiding something. What's in yours?

